



Castle brick



313 Pavlov



314 Pavlov



315 Cremona



316 Cremona



a = 280 – 305 mm (160 – 165 mm) / b = 65 mm
c = 20 – 25 mm



d = 280 mm / e = 140 mm / tolerance 15 mm



1 m² = 44 (77*) pcs / St / ks



1 LM = 14 pcs / St / ks



= 1 m² = 34 kg / 1 LM = 21 kg



= 30 × 1 m² = 30 m² = 1020 kg
30 × 1 LM = 30 LM = 630 kg






PROFI BOX = 38 m², 1100 × 1110 × 1200 mm



EUR = 10 m²

Doporučené příslušenství: Lepidlo WILD STONE LM, spárovací hmota WILD STONE SH, spárovací pytel a STONESIL AQUA



Mrazuvzdorné. Vhodné do interiéru i exteriéru.